

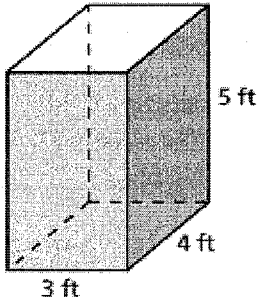
NAME: _____
SURFACE & VOLUME

DATE: _____
PERIOD: _____

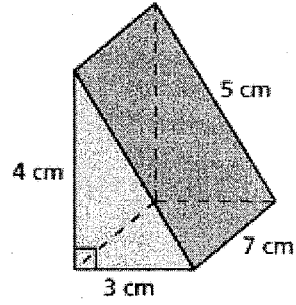
QUIZ

Find the surface area of the prism. Show all work.

1.

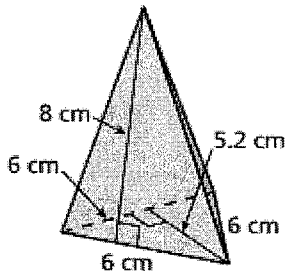


2.

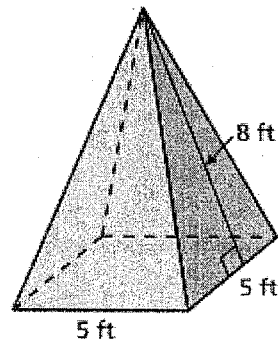


Find the surface area of the regular pyramid. Show all work.

3.

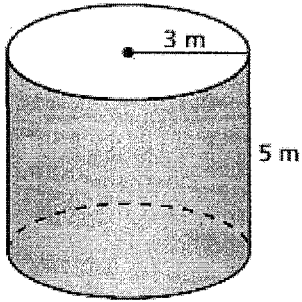


4.

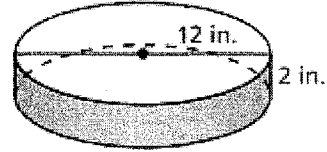


Find the surface area of the cylinder. Show all work. Round your answer to the nearest tenth.

5.



6.



7. Find the lateral surface area of the instant oatmeal container. Round your answer to the nearest tenth.

